
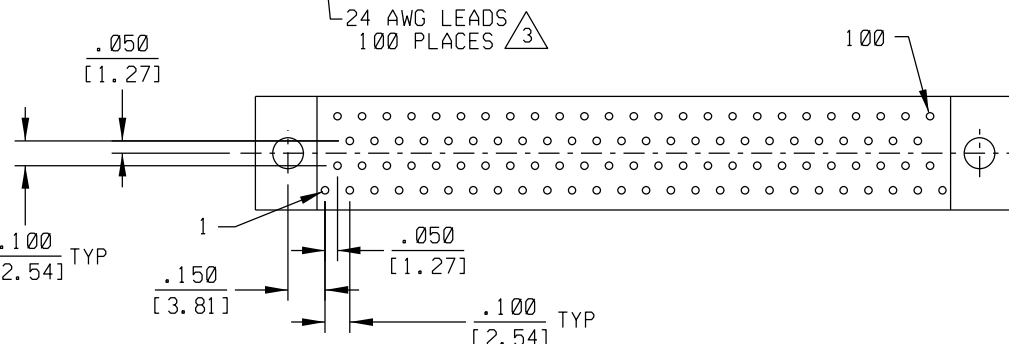

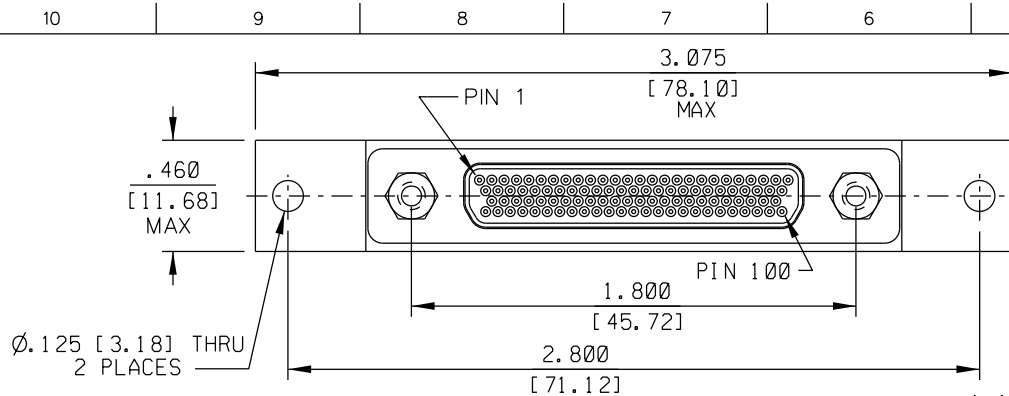


PART REV	DWG ISSUE	DATE	ECN NO.	APPVD BY	REL BY



RECOMMENDED PCB LAYOUT

4. PERFORMANCE: MEETS OR EXCEEDS REQUIREMENTS OF MIL-DTL-83513

3 CONSULT FACTORY FOR AVAILABLE OPTIONS

2 MATERIALS:
 SHELL: 6061-T6 ALUMINUM PER SAE-AMS-QQ-A200/8, NICKEL PLATED PER AMS 2404
 INSULATOR AND BACKSHELL: PPS PER MIL-M-24519 GST-40F, COLOR: BLACK
 PIN CONTACTS: C17200 BERYLLIUM COPPER PER ASTM B194, GOLD PLATED PER ASTM B488
 24 AWG LEADS: TIN PLATED COPPER PER A-A-59551 TYPE S
 HARDWARE: PASSIVATED STAINLESS STEEL IAW MIL-DTL-83513/5

1. MARKINGS: "UMI", UMI DATE CODE, AND UMI PART NUMBER

NOTES: UNLESS OTHERWISE SPECIFIED

QUALITY SYMBOLS MAJOR CRITICAL SPC	UNLESS SPECIFIED: ALL DIMENSIONS IN INCHES/MM	SCALE 2:1	DWG SIZE B	THIRD ANGLE PROJECTION	REVISE ON CAD ONLY	
	GENERAL TOLERANCES: 3 PLACE ±.005/.13 2 PLACE ±.01/.25 ANGULAR ±2°	DRAWN BY & DATE DW 11-8-11	TITLE: CIRCUIT CONNECTOR, PLUG (PINS), SIZE 100, STYLE 4 (.100 X .100) CM4R100P17-S01		MATERIAL: 2 3 Uti-Mate Connector Inc.	
	Ulti-Mate CAGE CODE 58967	CHECKED BY & DATE	APPROVED BY & DATE	CAD FILENAME SD-836181417.DGN	PART NO. 836181417	DRAWING NO. SD-836181417
		THIS DRAWING CONTAINS INFORMATION THAT IS PROPRIETARY TO ULTI-MATE INCORPORATED AND SHOULD NOT BE USED WITHOUT WRITTEN PERMISSION.				SHEET NO. 1 OF 1